

# Error Correction

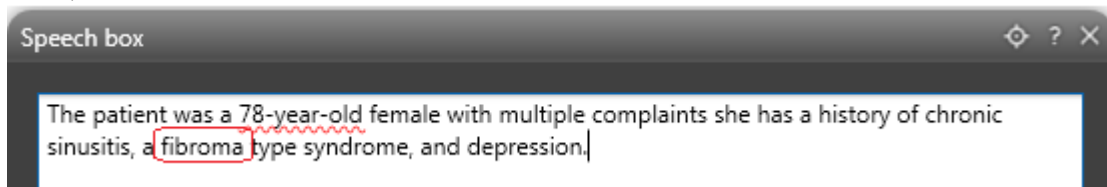
There are a few ways to perform error correction with Fluency Direct: In-Line Correction using the phrase "Select <text>" or using the phrase "Correct Selection" to open the Error Correction Window. You can also use "Spell Mode" to dictate or type in the correct spelling of the word

## In-Line Correction

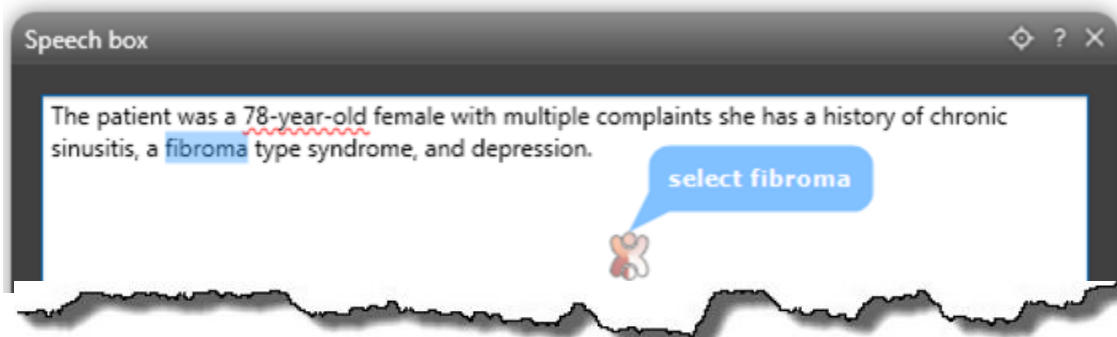
In-line correction only makes a change to the text in the current documentation. To perform in-line error correction, you can select the text that you want to correct and then speak over the text with the desired phrase or correct using the keyboard and mouse.

### Example:

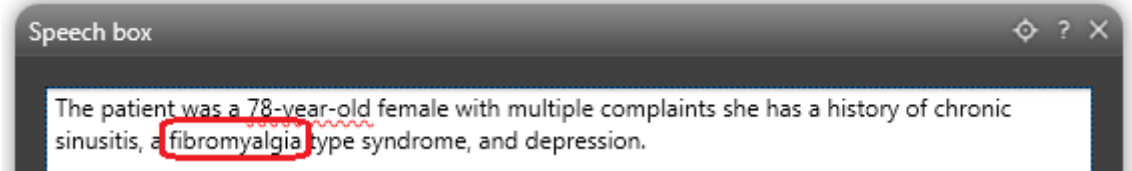
**Dictate your text; see the error...**



**Speak "Select Fibroma" or use the keyboard and mouse to highlight text...**



**Speak "Fibromyalgia" and the text is replaced.  
Alternately, you can delete the selected word and type in Fibromyalgia to complete the In Line Correction.**

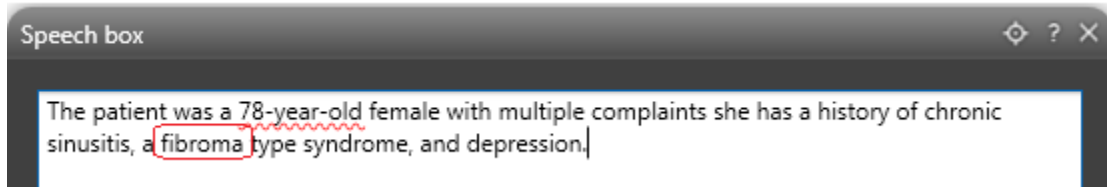


## Error Correction Window

If you routinely notice the system making the same errors repeatedly, there might be a problem with the underlying vocabulary domain. For Fluency Direct to learn new words and phrases to react properly every time the newly learned utterance appears in dictation, use the error correction window. You can choose the correct text from the options, and even use the 'Add to Dictionary' option to add the word to your Fluency Direct Dictionary and record your Pronunciation.

Example:

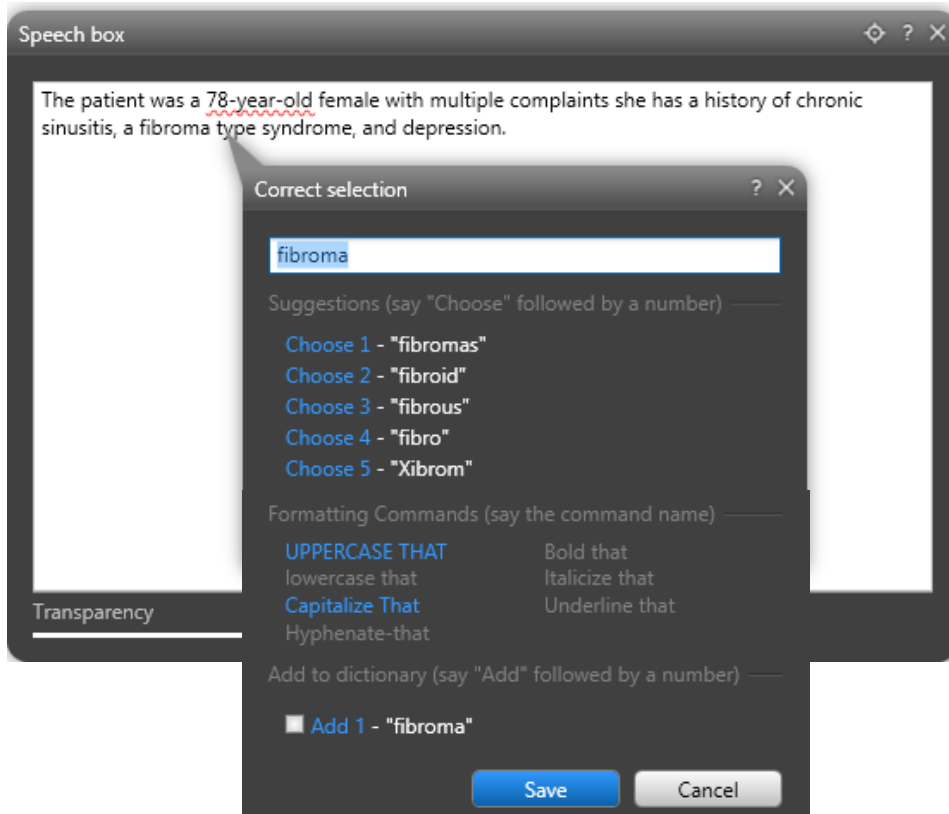
Dictate your text; see the error...



Speak "Select Fibroma" or use the keyboard and mouse to highlight text...



Speak "Correct Selection" to trigger the error correction dialog. The Error Correction dialog will appear...



Fluency Direct will display suggestions based on the word being corrected. From here, you can select a replacement option suggested by saying "Choose 1," "Choose 2," "Choose 3," and so on. You can also choose to Add to Dictionary.

## Spell Mode:

The Spell Mode dialog box will pop up and you can dictate or type in the correct spelling of the word. The Spell Mode works like the Correction Dialog but is limited to spelling only and does not present an option to save it to one's dictionary. This may be useful when needing to dictate a proper noun that is used infrequently.

Use any of the following speech commands

- Spell
- Spell Mode
- Spell That

